






Activity

How to Use the Mobile Signing Science Picture Dictionary

1. Look up the word "alive" by clicking the word on the Alphabet Page. Tapping the line for "alive" will take you to its Definition Page.
2. Tap **ASL** or **SE** to go to the 3D Signing Page and see the Avatar sign the word, its part of speech, or its definition. The signing will continue to loop until you tap the back arrow at the top left corner of your screen. This will take you back to the Definition Page for "alive".
3. Tap  to see a picture that represents "alive". Underneath the picture are words in blue. Tap the word "plants" to go to the Definition Page for "plants". Repeat step 2 for the word "plants".
4. On the Definition Page, scroll down to the bottom of the page and tap **Previous Word** to go back to the Definition Page for "alive".
5. Underneath the definition, there are words we call Cross Reference Terms. For "alive", the words are "animal", "dead" and "living (SSD)". Tap "animal" or "dead" and go to their own Definition Page.
6. If you tap the Cross Reference Term "living (SSD)", you will be taken to a different dictionary in our series. The (SSD) means that you will find the Definition Page for the term "living" in our Signing Science Dictionary. If you have not purchased SSD, you will receive an error if you tap this word. If you do have the SSD in your iTunes library, you will go to that dictionary and see the Definition Page for "living". To return to the SSP, tap the **Previous Dictionary** icon.
7. When you are in the 3D Signing Page, you can move the Avatar or zoom in to see the sign more closely.
8. Tap the screen and a menu will appear. Tap  to return the Avatar to its original position. Adjust the signing speed in this control too. Slide toward the rabbit for faster signing and toward the turtle for slower signing.



9. On this control screen, you can also change your Avatar. Tap  to go to the page where you can select a different Avatar. Tap on the Avatar and automatically return to the 3D Signing Page for "alive".
10. Use what you've learned to look up other words in the Signing Science Picture Dictionary.